

# Activity 1 Searching for regional LMI

Using the LMI information on the following pages, answer the following questions.

**What is the workforce size for 2022?**

--

**What were the top 3 employing industries in 2022?**

--	--	--

**What is the predicted number of job openings for this region between 2022 and 2025?**

--

**What is the predicted number of job openings for this region between 2025 and 2032?**

--

**What levels of qualifications will be most required in the future?**

--

**Have a think about how this information could influence your future career plans and note down any thoughts or questions.**

--

Once you have completed this activity and saved it to your device, remember to upload it to your [Planit Portfolio](#) in the JSS Evidence section.

Regional Skills Assessments (RSAs) aim to provide a coherent evidence base to inform future investment in skills. This infographic is for **Aberdeen City and Shire (ROA)**. It uses Oxford Economics forecasts for the 2022-2032 period to show current and future economic contribution, as well as current and future demand for skills.

## The Economy



### Gross Value Added (GVA) 2022 <sup>1</sup>

Total in **Aberdeen City and Shire (ROA)** is: **£16,800m**  
**11.2%** of total Scottish output



Mid-term forecast average annual growth (2022-2025)

**Aberdeen City and Shire (ROA): 0.6%**                      **Scotland: 1.2%**

Long-term forecast average annual growth (2025-2032)

**Aberdeen City and Shire (ROA): 0.9%**                      **Scotland: 1.3%**



### Productivity (GVA per job) 2022 <sup>2</sup>

Total in **Aberdeen City and Shire (ROA)** is: **£57,800**  
 Total in **Scotland** is: **£54,100**

Mid-term forecast average annual growth (2022-2025)

**Aberdeen City and Shire (ROA): 0.8%**                      **Scotland: 0.8%**

Long-term forecast average annual growth (2025-2032)

**Aberdeen City and Shire (ROA): 1.2%**                      **Scotland: 1.1%**

## Current Demand for Skills

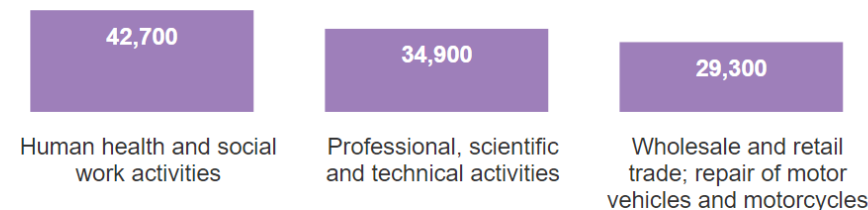


### Workforce Size 2022: 279,100 people


Over the last 10 years (2012-2022) employment **growth** by **1,900** people

Compared to a Scotland-wide **growth** of **130,500** people

### Top employing industries in 2022 (people)



### Top employing occupations in 2022 (people)



<sup>1</sup>Gross Value Added (GVA) is the measure of the value of goods and services produced in an area and is an indicator of the economy's health.

<sup>2</sup>Productivity is the measure of goods and services produced per unit of labour input. Oxford Economics provide a measure of productivity, that has been calculated by dividing total regional GVA by total regional employment (measured by jobs).

Regional Skills Assessments (RSAs) aim to provide a coherent evidence base to inform future investment in skills. This infographic is for **Aberdeen City and Shire (ROA)**. It uses Oxford Economics forecasts for the 2022-2032 period to show current and future economic contribution, as well as current and future demand for skills.

## Future Demand for Skills in Mid-term



**Workforce Size 2025: 278,000 people**

The workforce is expected to **decline** by **-0.4%** or **-1,100** people between 2022 and 2025

Compared to a Scotland-wide increase of **1.2%** or **31,900** people

**Job openings\* between 2022-2025:**



**Expansion Demand:**

**-1,100** people

**Scotland:**

**31,900** people

**Replacement Demand:**

**28,600** people

**Scotland:**

**299,800** people

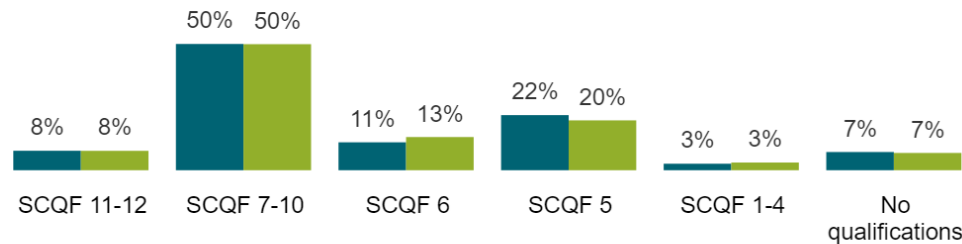
**Total Job Openings:**

**27,500** people

**Scotland:**

**331,700** people

**Total Requirement for people with Qualifications between 2022-2025 are:**



● Aberdeen City and Shire (ROA) ● Scotland

## Future Demand for Skills in Long-term



**Workforce Size 2032: 274,000 people**

The workforce is expected to **decline** by **-1.4%** or **-4,000** people between 2025 and 2032

Compared to a Scotland-wide increase of **1.5%** or **40,700** people

**Job openings\* between 2025-2032:**



**Expansion Demand:**

**-4,000** people

**Scotland:**

**40,700** people

**Replacement Demand:**

**65,500** people

**Scotland:**

**696,900** people

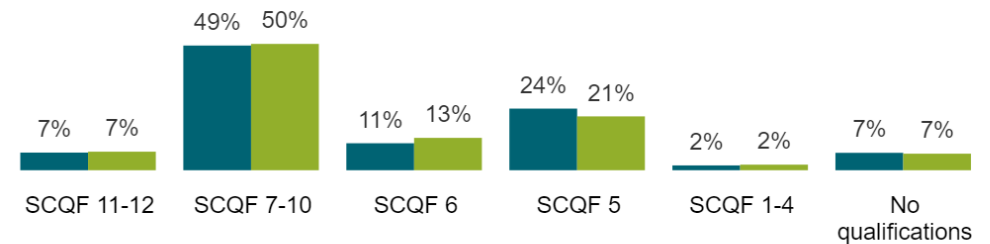
**Total Job Openings:**

**61,500** people

**Scotland:**

**737,600** people

**Total Requirement for people with Qualifications between 2025-2032 are:**



● Aberdeen City and Shire (ROA) ● Scotland



\* Total requirement for people is made up of expansion and replacement demand. Expansion demand is the measure of an increase/decrease in jobs as a result of economic growth or contraction; replacement demand is the number of job openings generated through labour market churn (i.e. those who retire, move away or change jobs). Please note, figures are rounded to the nearest 100 and as a result totals may not equal the sum of the constituent parts.